



L/CH SBR

TELATA PREMIUM

PREMIUM WITH INSERTIONS



- **Adatta per usi correnti.**
Suitable for current applications.







IMPIEGO APPLICATIONS

Adatta per usi correnti ove non siano richieste particolari resistenze ad agenti atmosferici, oli e calore.

Superficie: Liscia/Liscia

Suitable for current applications without particular resistance requirements against atmospheric agents, oil and heat.

Surface: Smooth/Smooth

 mm		STOCK	 m	 m
1,5	1	✓	1,2	10
2	1	✓	1,2	10
2,5	1	--	1,2	10
3	1	✓	1,2	10
4	1	✓	1,2	10
4	2	✓	1,2	10
5 / 6 / 8 / 10	2	✓	1,2	10
12 / 15 / 20	2	--	1,2	5



DUREZZA HARDNESS

Norme / Norms:
ASTM D2240

70 Shore A ± 5



CARICO ROTTURA TENSILE STRENGTH

Norme / Norms:
ASTM D412

40 kg/cm²



ALLUNGAMENTO ELONGATION

Norme / Norms:
ASTM D412

250%



1,5 gr/cm³



-25°C / +70°C
-13°F / +158°F